



LEADER'S GUIDES INTRODUCTION

The **Battalion Mission** is your resource for broadening the scope of the Battalion experience with your young men.

In this overview, you will find important information about how to get the most out of each Mission in building young men through skill-development and Christ-centred adventure.

Lists of Battalion Missions

BATTALION MISSIONS - 2018 TO PRESENT

Astronomy
Global Outreach
Knot Tying
Occult Awareness
Orienteering

Purity
Photography
Small Engines
Treasure Hunting
Wilderness Survival

This list is expanding as new Missions are developed and updated - check with your CSB Regional Director or the CSB Online Store for new additions.

AREAS OF INTEREST - 1993-1995

Astronomy - Book 4
Backpacking - Book 3
Canoe Building - Book 5
Computers - Book 5
Construction - Book 5
Family Life - Book 1
Fishing - Book 1
Hunting - Book 3
Illusion - Book 2
Knots - Book 1
Missions - Book 1
New Age & Occult Awareness - Book 3
Newsletters - Book 3
Orienteering - Book 1

Personal Fitness - Book 2
Prayer & Spiritual Warfare - Book 4
Rock Climbing - Book 2
Scuba Diving - Book 5
Service Ventures - Book 2
Sexual Morality - Book 2
Skit Production - Book 1
Small Engines - Book 5
Students Reaching Students - Book 4
Track & Field - Book 3
Trail Biking - Book 2
Trip Planning - Book 4
Winter Survival - Book 4

ACTIVITY PATCHES - 1978-1980

Boating - Volume 1
Carving - Volume 2
Conservation - Volume 2
First Aid - Volume 3
Flight - Volume 2
Graphic Arts - Volume 3
Leathercraft - Volume 1
Meteorology - Volume 1

Oceanography - Volume 3
Personal Finance - Volume 2
Salesmanship - Volume 3
Social Concern - Volume 2
Sports / Games - Volume 1
Survival - Volume 1
Transportation - Volume 3
Woodworking - Volume 3

CHRISTIAN SERVICE BRIGADE

Hamburg, New York 800.815.5573 csbministries.org

Ottawa, Ontario 613.225.3689 christianservicebrigade.ca

Written by the staff of CSB Ministries; Editors: Howard Pike, Peter Westerman, Steve Grove; Canadian Edition by Howard Pike;

Design & Layout: Peter Westerman, Howard Pike; Project Lead: Peter Westerman

© 2020, CSB Ministries. All rights reserved. No part of this publication may be reproduced without permission of CSB Ministries. Printed in U.S.A. and Canada. Scripture quotations are from The Holy Bible, English Standard Version® (ESV®), copyright © 2001 by Crossway, a publishing ministry of Good News Publishers. Used by permission. All rights reserved.



SEVEN POINTS OF VALOR

These provide each Mission its spiritual objective: Honour, Courage, Chivalry, Purity, Loyalty, Obedience and Dedication. Pages ii-iii



THE BATTALION MEETING

These Missions are intended to be used within the structure of the typical Battalion meeting. Page iv



LEADERSHIP TEAM MEETING

Each Mission begins with a Leadership Team Meeting, the LTM. This spiritually-fueled gathering sets the pace for the upcoming activities in your regular Battalion meetings. Page vi



MISSION SUMMARY

A quick glimpse at each Mission's meeting objective, key Bible passages, and spaces to write-in the names of the delegated leaders. Page ix



MEETING PLANS

These pages provide a leader with a list of materials, a game suggestion, Action plans, and a Bible-based Council Ring to share with the Battalion. Page x



SQUAD MEETINGS

Each Mission contains reproducible Squad meeting plans and other handouts for the Noncoms to run their own small group devotionals and activities. Page xiii


FIND MORE TOOLS!

MINISTRY MATERIALS

The Battalion ministry is supported by many other valuable resources, including personal Achievement Trail Guides, Building Men, and the CSB website! Page xiv

Seven Points of Valor

The Seven Points of Valor, or 7PoV, are an essential part of each Battalion MISSION. Every MISSION focuses on one Point of the 7PoV. It is written at the top right corner of the MISSION's cover page. Use it, along with the details on this and the next page, to help bring out the Biblical truth of the MISSION.



“Be watchful, stand firm in the faith, act like men, be strong. Let all that you do be done in love.”

1 Corinthians 16:13-14

The founder of Brigade, Joe Coughlin, challenged the young men he disciplined to passionately allow God's Spirit to grow seven key Christian character qualities. These became known as the Seven Points of Valor. They are still needed in boys' lives. They provide definition to what it is to be a godly man. One could make a case for other qualities, but these stand out for true manhood.



HONOUR The man of honour is a man whose word is true. His challenge is to know what is right and to apply it. Integrity between his words and actions are the foundation of his testimony, his witness. Those around him see Jesus in him, because his word is true.

Psalm 15:1-2 says, ***“O Lord, who shall sojourn in your tent? Who shall dwell on your holy hill? He who walks blamelessly and does what is right and speaks truth in his heart.”***

Also see: Romans 12:9-21, and Ephesians 4:25.

Honour includes actions that demonstrate personal integrity, fulfilling responsibilities, and working well as a team.



COURAGE The man of courage is one who steps forward in faith to do what needs doing. He initiates action with those around him, and responds without reservation to the challenge or situation. He stands firm in the face of fear, understanding that fear is about what has not yet happened and that God is in control. He does not give into a spirit of fear, but of power, of love, and of self-discipline.

Joshua 1:9 says, ***“Have I not commanded you? Be strong and courageous. Do not be frightened, and do not be dismayed, for the Lord your God is with you wherever you go.”***

Also see: Philippians 4:13, Psalm 60:12, and 2 Corinthians 2:14.

Courage includes actions that demonstrate servant leadership, boldness in evangelism/testimony, and moving out of one's comfort zones.



CHIVALRY The chivalrous man is strong on behalf of those weaker than himself. He takes the initiative to defend the helpless and to preserve the rights of others. He is courteous, gentle and kind. He uses his strength for the benefit of those around him.

Romans 15:1 says, ***“We who are strong have an obligation to bear with the failings of the weak, and not to please ourselves.”***

Also see: Philippians 2:3-4, Luke 10:29-37, and Matthew 20:26-28.

Chivalry includes actions that demonstrate relating well to others, generosity, service, and especially care for women/girls and those in need (poor, homeless, fatherless).

The Seven Points of Valor are continued on the next page...

Seven Points of Valor



PURITY The man who is pure is clean in thought, word and action. He rejects the idols and temptations of this fallen world. He runs from sin. He focuses his energy on building his relationship with Jesus through the Word of God and prayer.

Psalm 119:9-11 says, *“How can a young man keep his way pure? By guarding it according to your word. With my whole heart I seek you; let me not wander from your commandments! I have stored up your word in my heart, that I might not sin against you.”*

Also see: Psalm 119:9-16, Psalm 24:3-4, 1 John 1:7, Leviticus 20:7, and Philippians 4:8-9.

Purity includes actions that demonstrate personal holiness (God’s character being our character) and care of our physical body.



LOYALTY The man who is loyal is one who is faithful to those he owes his affections and allegiance. He is devoted to what he believes: to God and His Word, to his family, church, and the community. He will remain faithful when all others have turned their backs, no matter the cost.

I Corinthians 15:58 says, *“Therefore, my beloved brothers, be steadfast, immovable, always abounding in the work of the Lord, knowing that in the Lord your labour is not in vain.”*

Also see: Colossians 3:17 and 1 Corinthians 4:2.

Loyalty includes actions relating to following Jesus, faithful to one’s wife and children, allegiance to one’s church, devotion to one’s workplace, and service to one’s country.



OBEDIENCE The obedient man is one who follows the commands of God’s Word and complies with the wishes of those in authority over him. He knows how to obey immediately and, by doing so, is better able to lead others. He hears God’s voice and lets it sink deep into his soul so that Christ’s desires become his own. Obedience turns his faith into action.

Psalm 119:33-34 says, *“Teach me, O Lord, the way of your statutes; and I will keep it to the end. Give me understanding, that I may keep your law and observe it with my whole heart.”*

Also see: John 14:21, 1 Samuel 15:22, Genesis 22:2-3 and Proverbs 6:20.

Obedience includes topics like spiritual disciplines/habits, and living out our faith as God has revealed in Scripture.



DEDICATION A man of dedication is one who has committed whole-heartedly to being transformed by the Lord Jesus Christ. He denies selfish ambition and completely surrenders all that he has - his body, mind, strength and possessions - to the control of Jesus. He sets the example. Not himself, but Christ. Not his own, but God’s.

Romans 12:1-2 says, *“I appeal to you therefore, brothers, by the mercies of God, to present your bodies as a living sacrifice, holy and acceptable to God, which is your spiritual worship. Do not be conformed to this world, but be transformed by the renewal of your mind, that by testing you may discern what is the will of God, what is good and acceptable and perfect.”*

Also see: Luke 9:23-24.

Dedication includes topics relating to commitment and full surrender to God, and how to find our place in His Kingdom (spiritual gifts, the church).

Battalion Meeting Structure

The Battalion meeting is where a young man can regularly engage in practical discipleship among his peers. This happens naturally while he observes and understands manhood as exemplified by the Christ-centred leadership team. Each meeting is a carefully planned, rapidly moving, action-packed program. The Battalion Mission Guide provides the resources and information needed to produce excellent Battalion meetings.

To find out more about running a successful Battalion Meeting, check out CSB's *Building Men Manual*. Detailed explanations are given for each part of the meeting as well as helpful tips that will take your meetings further. For additional help, or to give feedback, contact your Regional Director or Christian Service Brigade/CSB Ministries.

PRE-MEETING ACTIVITIES

15 MINUTES

An informal time for drop-in games led by the Noncoms. The Captain greets young men as they arrive while the Lieutenants help with Achievement and the games.

LINE UP

5 MINUTES

The Captain receives the Battalion from the Sergeant, opens the meeting with prayer, and gives any special instructions. He has the Sergeant dismiss the Squads to the Squad Meetings.

SQUAD MEETING

15 MINUTES

The Squad Corporals organize small group meetings with their Squads. The Squad Meetings consists of: taking attendance, doing a devotional, illustrating a skill, and engaging in an activity.

REPORT LINE UP

5 MINUTES

After forming the Battalion, the Noncoms give verbal reports on attendance, Shares, and Achievement, along with any useful information. Announcements are made at this time.

BATTALION ACTION

25 MINUTES

The Captain and Lieutenants present a wide variety of activities, including Battalion Skills, demonstrations, videos, Achievement contests, challenges, stunts, and skill development.

GAMES

20 MINUTES

The entire Battalion takes part in physical action to develop friendship, sportsmanship, alertness and athletic skills. Battalion Missions have one theme-based game suggestion per meeting.

COUNCIL RING

20 MINUTES

The Battalion engages with God's Word, hears the Gospel, and is challenged to grow spiritually. Each meeting in a Mission provides a story or Bible study that presents Biblical truth.

LEADERS' HUDDLE

10 MINUTES

The Leadership Team joins together to evaluate the meeting, review plans, discuss needs, and pray for the Battalion.

Using MISSION LEADER'S GUIDES

BATTALION MISSION GUIDES

The Church is all about Mission. The Lord Jesus Himself gave us His commission as He arose to Heaven: "Go therefore and make disciples of all nations teaching them to observe all that I have commanded you." (Matthew 28:19a & 20a). Every Believer has a mission to serve God, and it's more than just a missions trip for a week or two in the spring or summer. Battalion Missions build young men in their spiritual walk and in their practical skills, so that they can be effective men of God in their daily lives at home, at church and around the world.

- Each Mission is designed to run for four meetings, though some may be up to six. They can be done in four weeks in the church, or in a week at a Christian camp, or in a three-day weekend at a Battalion conference or retreat/advance.
 - All four meetings focus on the same skill or activity, Biblical theme, and Point of Valor.
 - Detailed instructions are given for Squad Meetings, Battalion Action, Games and Council Rings, and for other parts of the meeting as needed.
 - Many Missions have bonus activities which can take another meeting or up to a full weekend. And some have refresher meetings that help in reviewing the acquired skills on a regular basis.
 - Each completed Mission earns the participant a Mission Patch and credit for his Achievement Trail Guides.

Generally, a participant must attend at least three of the four meetings and successfully demonstrate an understanding of the topic and its Biblical theme, and to recite the Mission Memory Verse.

SCHEDULING MISSIONS

Plan to complete a Mission in four consecutive meetings with additional meetings to complete the skill or activity to the satisfaction of the Battalion leadership team. Many Missions need a Saturday or subsequent meeting to provide an application to the theory. It is recommended that no more than four Missions be scheduled in any Brigade year. Use Battalion Missions as a template for meetings of your own creation.

COPYRIGHT WAIVER

Specific instructions are given to reproduce many of the pages in Battalion Missions for distribution to Squad leaders and Brigadiers. This permission is granted only for the particular material noted and is only for copies to be used within the purchasing CSB group. Permission is NOT granted to reproduce the general instructional material or to distribute copies to other Brigade groups without the written permission of CSB Ministries/Christian Service Brigade.

GENERAL MISSION INSTRUCTIONS

The editors have attempted to make the directions as clear as possible within the limitations of the written word. Where that may fail, CSB has provided web-based resources to help out. Ask your CSB staff rep for the web address. CSB's assumption is that the leader who has no special knowledge of the skill or activity being covered will be able to conduct the Mission with confidence. For this reason, experts in a given topic may feel that the content lacks depth. It is the purpose of the editors to provide an overview of each topic for your group. Where you have the expertise and/or the specialized equipment, you are encouraged to expand the training of your Battalion to the level of the available expertise.

There is a fair amount of preparation required for many parts of each Mission's meeting. For one man to lead the entire meeting could prove an unreasonable burden. **It is expected that Captains will distribute the responsibility for presenting the Battalion meeting among the Lieutenants and Noncoms.** Other men of the church with special skills or experience should also be invited to take part in appropriate leadership responsibilities.

If you are not familiar with the subject, be honest with the guys. Tell them that you will be learning something new along with them.

No one can be an expert in all the Battalion Missions, so do not feel threatened because you aren't an expert.

To select Missions that may be suitable for your Battalion, concise descriptions are provided at: csbbc.org/battalion-program-resources. Make your choices and get ready for an exciting training experience with your Brigadiers.

Every Mission starts with the Leadership Team Meeting...

A statement of this Mission's overall objective.

This is the Mission's theme passage. It is different from the individual meeting's key passages. Many Battalions decide to memorize this as the Mission Verse.

OPEN offers a short activity that encourage team development.

LEADERSHIP TEAM MEETING - LTM

OBJECTIVE
To develop the basic skills of wilderness living and survival, and to discover the tools available to Christians when seeking God and enduring difficult situations with His Help.

THEME VERSE
"Looking to Jesus, the founder and perfecter of our faith, who for the joy that was set before him endured the cross, despising the shame, and is seated at the right hand of the throne of God."
Hebrews 12:2-3

POINT OF VALOR
DEDICATION
The man of dedication gives himself wholeheartedly to the Lord Jesus Christ, and is being transformed into the image of Christ. He understands and uses the strengths and gifts God has given him for ministry within the church and the community. Unity reflects the man of God fulfilling his role in, and commitment to, the body of Christ.

PREPARATION
Opening:
• Use a ten-minute clip from a survival video.
Plan:
• Print copies of Squad Meetings found at the back of this Guide for all in attendance.

OPEN
Show a clip from any popular survival show like "Man vs Wild" or "Survivorman".
Select a scene that shows an intriguing survival situation, and how the person overcame it or failed to attain the expected wilderness survival results.
Discuss the scene by asking the following questions:
• What survival skills did you observe?
• Do you think the person in the clip did anything poorly or wrong?
• What might you have done in the same situation?
In Battalion, you learn what it means to be prepared. When you go back-country camping, you take the right equipment, notify the concerned parties of your plans and schedule, and take other precautions to ensure that you'll be safe. Despite all the planning that goes into such an expedition, the unexpected does happen, and it can force you to find ways to survive in a difficult environment.
How will you stay dry, warm, and protected from the elements? Where will you get water? What will you eat? What can you do to make it easier for rescuers to find you? What if rescue doesn't come?
The Brigade Motto is "Bright and Keen for Christ", which applies here, too. Sharpening your mind with proven outdoor living techniques, and honing your skills with your camping and hiking gear are necessary steps when it comes to surviving in the wilderness. In this Mission, you will be learning basic survival skills and how to apply them in survival situations. Along the way, you will discover how exciting it is to get by with little more than the clothes on your back, the gear in your pockets, and the knowledge that God is always with you.

REVIEW
Take some time to review the previous meetings and Missions with your Leadership Team. Be sure to address any special situations by asking the following questions:
• What has gone well the past month?
• What caused it to go well?
• What do we need to improve?
• Who needs special attention?
• What do we need to stop doing?
• What do we need to start doing?

ENGAGE
When going on wilderness outings, it is important to be prepared. You must not only know what gear to bring, but how to use everything you carry. It's good to bring a first aid kit but you must know how to

Christian Service Brigade™

WILDERNESS SURVIVAL
ENDURANCE 1

The LTM is the most important part in accomplishing each Mission. As leaders, the LTM encourages you to grow as a team, review previous Battalion meetings, engage in God's Word, intentionally pray for your ministry, and plan out future meetings and activities.

The Seven Points of Valor are the core spiritual characteristics that the Battalion ministry builds into each young man. Each Mission ties into one of these seven points.

An important time to discuss previously completed Missions or recent activities and events. Evaluation is key to future excellence.

Introduce the Biblical focus of this Mission. Spend some time as a leadership team discussing how this Mission's Point of Valor appears in Scripture.

Gather these resources before the LTM.

Many Missions will include a suggested *fifth meeting*. These will often be outings or activities that might be done on a weekend.

Reflect on what has been discussed during this LTM through group prayer. Although you will find other times to pray at the beginning and end, this time of reflection should be of intentional prayer for the Battalion ministry.

The final element of an LTM is set aside for planning your ministry calendar. It can be easy to spend hours discussing upcoming events and activities. Instead, delegate responsibility and have small teams work on specific details outside of the LTM.

LEADERSHIP TEAM MEETING - LTM

use it. You must also ensure that someone at home knows your plans and your expected time of return (and what to do about rescue if you are late). Additionally, you must monitor the weather and its forecast so you have a better idea of possible threats and what gear to bring in order to enjoy the back-country.

This WILDERNESS SURVIVAL Mission teaches some basic survival skills and techniques, and how to endure difficult times knowing that God is with you wherever you go.

Do you recall how the Israelites left the clutches of Pharaoh and fled from Egypt? God was bringing them to the Promised Land, and they all would have made it, if only they had placed their confidence in Him.

Read Numbers 14:1-25

- How did the Israelites respond to difficult situations?
- What did Moses say to God on behalf of the people?
- How did God respond to Moses' plea?
- Who was Caleb and what was it about him that made him unique?

The Israelites were God's chosen people, and yet at any sign of trouble, they would lose heart and turn away from God. Imagine being God and putting up with all of those faithless people. What would you do with them? Imagine being Moses and having to lead that faithless nation through the desert for what would become 40 years. How would you feel? Now, imagine being Caleb and knowing that you were one of only two people that will be allowed to enter the Promised Land. How does this change your perspective on being faithful to God when things look especially bad?

REFLECT

Take a few moments for the Leadership Team to share their prayer requests. Make sure it is known that personal requests are welcome, and will remain confidential within the team.

Pray especially that each member will grow in his faith and his ability to endure difficult times with God's help.

PLAN

Use this Leader's Guide to plan out all the meetings for the WILDERNESS SURVIVAL Mission and a few meetings beyond that. Use the planning chart on the back of the front cover to assign Leaders and Noncoms to the following tasks: Opening Activities; Battalion Action;

Games; and Council Ring.

Meeting 1 introduces the Battalion to Survival Kits. It may be a good idea to invest some time in putting together at least parts of a survival kit for each Brigadier. Potential projects can be: Fishing Kit, Emergency Food Kit; Fire Lighting Kit; Water Purification Kit; Emergency First Aid Kit; Making Long-Burning Waterproof Matches; and Making an Altoids-Tin Survival Kit.

Meetings 2 through 4 introduce the Battalion to rules for survival, shelters, and getting help, respectively. There are several video links on all of these subjects on the CSB (BC) website under Battalion. Go to: csbbc.org/wilderness-survival-mission

Conduct a Survival Skills Sharpener immediately after this Mission. It is a one-day activity where the techniques and skills of this Mission are learned through practical experience. Repeat this every year, and in conjunction with skills learned through other Missions. There are detailed instructions for this at the back of this Leader's Guide for this.

A Survival Camp is a good way to test your Battalion's WILDERNESS SURVIVAL skills. Do this as a bonus activity. There are instructions on how to do this in the back of this Guide, as well.

Finally, as you use these Battalion resources, be sure to share your experiences with other Battalions through the CSB website. In the USA, use the CSB Brigade Leader website. In Canada, go to: csbbc.org/wilderness-survival-mission

2

WILDERNESS SURVIVAL
ENDURANCE

Battalion Missions

Using the LTM

THE LEADERSHIP TEAM MEETING

PLANNING FOR A GREAT BATTALION

Each Mission begins with the Leadership Team Meeting, otherwise known as the LTM. It is an essential part of every Battalion Mission. The primary way to disciple a young man for Christian leadership is to spend time with him. A trusting relationship must be established before an adult leader can disciple a young man in his relationship with Jesus Christ.

This meeting of the Battalion leadership team is an excellent way to combine informal fellowship and conversation with Bible exploration, prayer and discussion about the ministry as it moves forward through the Biblical theme, practical skills and activities of the upcoming Mission. Be sure to schedule an LTM every six to eight weeks.

THE FIVE PARTS OF THE LTM

There are five parts to a typical Leadership Team Meeting:

OPEN

This time acts as an icebreaker and uses shared experiences to build a sense of unity, and to develop the teams ability to minister to one another. These activities are often games and stunts designed to help the individuals get to know each other better and to work together more effectively as a team. They also provide an object lesson for the Bible study to follow.

REVIEW

Every Mission must begin with a review/evaluation of where the group is at in their short-term goals for Battalion, and in their overall goal of building young men into godly followers of Jesus. The needs of the boys and men are discussed to see how the team can better serve them. And the growth and progress of each individual is considered to see what activities and events might be helpful.

ENGAGE

Effective leadership depends on making right-decisions at the right time. This is difficult to put into practice when you are planning future events. Fortunately, as Believers in Jesus Christ, we have an advantage in determining the right things to do: the Bible and Christian counsel.

ENGAGE is an intentional time for practical input from the Word of God and other leadership sources. One of the team, young or old presents a leadership issue for the

group to consider. Then he leads an in-depth Bible study relating God's Word to what will be happening in the Battalion ministry through the upcoming Mission.

REFLECT

Prayer is key to success of every Christian endeavour, so it is vital for the leadership team to pray together for the needs of each member of the Battalion - young men and leaders alike. As the adult leaders share their own needs, the young leaders learn to share theirs. This allows you to guide them into broadening the focus of their concern to include others, whether or not they are in your Battalion.

PLAN

Specific plans should be made for each meeting of the Mission and for the Battalion meetings and activities which follow it. Each Mission Leader's Guide provides every detail of running a meeting. After going through the Mission, use the **Mission Summary and Assignment** page to assign each activity to a leader or Noncom. Everyone has the opportunity to offer feedback on those plans, changing and refining them as necessary. The final plan is put into each individual's own calendar. Brainstorming for future activities also occurs. Review earlier plans. The Captain assigns responsibilities for upcoming meetings, and those who are organizing certain activities can report on their progress. This is also an opportunity to brainstorm ideas for future events.

The benefits of the Leadership Team Meetings are tremendous, but often the time-demands on both the Brigadiers and men make it difficult to schedule such a meeting. This dilemma can be overcome in several ways.

One alternative is to cancel a regular Battalion meeting every other month, using it for a Leadership Team Meeting. Another, which is especially helpful if the Battalion meeting is tied to an all-church "family night", is having the Leadership Team Meeting after a regular Battalion meeting. Though this may run late, it is often preferable to another night out. However, the best LTM option may be to hold it during the youth Sunday school class.

Don't neglect this vital part of the Battalion program. The Leadership Team Meeting is where discipling teenage boys through leadership becomes a reality.

Mission Summary

Get a glimpse at each meeting's skill topics and Biblical application.

Assign roles and responsibilities to the leadership team.

The Mission Summary is a basic overview page for the upcoming Mission. It gives you an idea of what each meeting is about. It also allows you to delegate responsibilities to the leaders, young and old.

A description of the meeting's objective and its expected outcomes.

Each meeting has its own key verse or passage that will be the focus of Biblical discussions.

MISSION SUMMARY & ASSIGNMENTS

MEETING 1: PREPPED FOR TROUBLE SURVIVAL KIT The Battalion will examine some outdoor gear that is useful in wilderness situations, and will learn about the importance of Christians having a Survival Kit hidden in their hearts for their times of emergency. "With my whole heart I seek you; let me not wander from your commandments! I have stored up your word in my heart, that I might not sin against you." Psalm 119:10-11	DATE: _____ OPENING ACTIVITIES NAME: _____ BATTALION ACTION NAME: _____ GAMES NAME: _____ COUNCIL RING NAME: _____
MEETING 2: FAITH TO SURVIVE BASICS OF SURVIVAL Seven basics of wilderness survival are introduced along with the understanding that God is our refuge and strength. "Be strong and courageous. Do not fear or be in dread of them, for it is the Lord your God who goes with you. He will not leave you or forsake you." Deuteronomy 31:6	DATE: _____ OPENING ACTIVITIES NAME: _____ BATTALION ACTION NAME: _____ GAMES NAME: _____ COUNCIL RING NAME: _____
MEETING 3: GOD OUR REFUGE SHELTERS The group will learn about emergency shelters and how to build them. They will also be encouraged to see God as their shelter and refuge in times of trouble. "He who dwells in the shelter of the Most High will abide in the shadow of the Almighty. I will say to the Lord, 'My refuge and my fortress, my God, in whom I trust.'" Psalm 91:1-2	DATE: _____ OPENING ACTIVITIES NAME: _____ BATTALION ACTION NAME: _____ GAMES NAME: _____ COUNCIL RING NAME: _____
MEETING 4: GETTING HELP SIGNALLING The group will learn about tactics used in safely escaping the wilderness, while looking at Christ as their Rescuer in all the cares of life. "Looking to Jesus, the founder and perfecter of our faith, who for the joy that was set before him endured the cross, despising the shame, and is seated at the right hand of the throne of God." Hebrews 12:2	DATE: _____ OPENING ACTIVITIES NAME: _____ BATTALION ACTION NAME: _____ GAMES NAME: _____ COUNCIL RING NAME: _____
FOLLOW-UP SKILL DEVELOPMENT: Use the <i>Survival Skills Sharpener</i> at the back of this Leader's Guide to hone the Battalion's survival skills immediately after this Mission and biennially after that.	BONUS ACTIVITY: See the instructions in the back of this Leader's Guide to help you organize a Survival Camp on a weekend shortly after the completion of this Mission.

CHRISTIAN SERVICE BRIGADE
Hamburg, New York 800.815.5573 csbministries.org Ottawa, Ontario 613.225.3689 christianservicebrigade.ca

Written by the staff of CSB Ministries; Council Rings 1 & 2 written by Howard Pike, 3 & 4 by Peter Westerman; Editors: Howard Pike, Peter Westerman, Steve Grove; Design & Layout: Peter Westerman, Howard Pike; Project Lead: Peter Westerman
© 2019, CSB Ministries. All rights reserved. No part of this publication may be reproduced without permission of CSB Ministries. Printed in U.S.A. and Canada. Scripture quotations are from The Holy Bible, English Standard Version® (ESV®), copyright © 2001 by Crossway, a publishing ministry of Good News Publishers. Used by permission. All rights reserved.

Meeting Plans

A reminder of this meeting's overall objective.

A meeting's key passage or verse will often be discussed during the Squad Meeting and Council Ring. For an added challenge, encourage each Squad to memorize these and recite them during the Squad Report.

Battalion Action is the time when a topic is discussed and/or a skill is demonstrated with the Battalion. This part of the meeting often requires preparation by the leader responsible and the gathering of materials and resources.

Each Mission's instructions are delivered in an easy-to-read format. For each meeting, you will find a sidebar with quick overview information, a preparatory list, and a game suggestion. The main body of the meeting plan contains the content for its Action as well as its Council Ring.

Get ready for this meeting by gathering the resources listed in this section.

Each meeting has a Squad Meeting where the Battalion breaks out into small groups for a devotional, discussion and a brief activity led by the Battalion's the Noncoms - the teenage leaders.

Often, the Game Suggestion is related to the meeting's topic. Use the one provided or one of your own. Play additional games, but keep them active and engaging. Use up the group's energy before the Council Ring.

PREPPED FOR TROUBLE - MEETING 1 ○○○○

OBJECTIVE

To introduce tools that are useful in any wilderness situation and to learn about the importance of Christians having a Survival Kit hidden in their hearts for their times of emergency.

KEY VERSE

"With my whole heart I seek you; let me not wander from your commandments! I have stored up your word in my heart, that I might not sin against you." Psalm 119:10-11

PREPARATION

Squad Meeting:

- Handout 1 "Essentials of Survival"

Battalion Action:

- Have a complete Survival Kit, including gear that is worn, in pockets and carried.
- Have enough hands-on gear to train the Battalion to use key pieces of survival gear: Water Purification; Fire Making; and Aluminum Foil.

Games:

- A Survival Kit "Tin of Essentials"
- Paper and pencil for each guy

SQUAD MEETING

- **Devotional:** Psalm 119:9-16
- **Squad Action:** Essentials of Survival

GAME SUGGESTION

"Survival Kit Game"

Before the game, put all the items in one box. While teams watch, and without taking notes, one leader takes an item out and gives it to a second leader, who examines it and places it in the second box. Repeat until all the objects have been moved from one box to the other. Teams must then list all the items they saw. The team with the most correct items listed is the winner.

To make the game more challenging, mix in some items that would not be useful for survival and deduct points if a team writes them down.

BATTALION ACTION
THE SURVIVAL KIT

The Survival Situation (5 minutes)
Share the following scenario with the Battalion:

Survival Scenario #1

You are an hour into a back-country hike with your Battalion but you are lagging behind. You're tired and your day pack seems heavier than usual; that 2-litre bottle of Coke may not have been a great idea. Yesterday's extra long soccer practice didn't help either; it has left your legs sore and stiff. As you trudge up the steep trail, you lift your head and see no one. You look around and realize that you're not even on a trail. You start jogging cross-country to catch up to your guys, but after a few minutes you realize that you are lost. You start shouting. No one answers. You look at your mobile phone and realize that it's now been over an hour since you saw anybody. You also notice that you are out of cellphone range... and your battery is at 30 percent.

Explain to the Battalion that... This Brigadier is in trouble. The sky is overcast and the breeze is freshening. He is wearing a baseball cap, hiking shorts, a teshirt and his everyday running shoes. He has his wallet, a house key, some coins, and his mobile phone in his pockets. In his day pack, he has a bag-lunch, some trail snack, a rain jacket and that 2-litre bottle of pop. He is carrying the Battalion 24" bow saw. He has no map, no compass, and no idea of where he is. He is 20 kms from the nearest cellphone coverage. He was not prepared to go into the back-country. But, he will be found in 36 hours, wandering along a creek bed, 8 kms from where the hike began.

When caught in a survival situation, you have a limited amount of equipment at your disposal; basically, what you wear and what you carry. So, it is essential to select your gear wisely.

First, you want to think about the type of trip, its duration and your needs on the trail. You want to know if the trail is remote or well-traveled. You need to consider what could happen if things went sideways. And then there's the stuff that you haven't anticipated.

The simple solution to being ready for whatever you face is to carry a standard kit of gear - a Survival Kit. It's more than just a tin of essential survival equipment strapped to your waist. It includes what you're wearing, what's in your pockets and what's in your hands. And, no matter what it is, it must be something that you are trained to use.

We start with the Personal Survival Kit - the tin of essentials - and then consider what simple gear should be worn, and what equipment can be carried.

Christian Service Brigade™

WILDERNESS SURVIVAL
ENDURANCE 3

Using the Council Ring

Time estimates are sometimes given to help you plan your meetings. Council Rings often provide good discussions which tend to go longer than expected.

The Council Ring is typically a story or Bible-based topic that encourages discussion. These should be used as tools, not scripts. When leading a Council Ring, read the meeting plan thoroughly and then make it your own!

Often, the Council Ring will end with discussion questions or a short application. Feel free to expand this opportunity to meet the spiritual needs of your Battalion.

MEETING 3 · SHELTERS

○○○○

COUNCIL RING (20 MINUTES) A STRONG SHELTER

This Council Ring uses Charles Spurgeon's commentary on Psalm 91. Check out csbbc.org/wilderness-survival-mission for a link to a free version of the commentary.

Read Psalm 91

Have a good speaker read it from the ESV, if possible, as these notes refer to the wording found in that translation. It is provided below in Canadian English, with God's personal pronouns capitalized for clarity:

¹ He who dwells in the shelter of the Most High will abide in the shadow of the Almighty. ² I will say to the Lord, "My refuge and my fortress, my God, in whom I trust."

³ For He will deliver you from the snare of the fowler and from the deadly pestilence. ⁴ He will cover you with His pinions, and under His wings you will find refuge; His faithfulness is a shield and buckler. ⁵ You will not fear the terror of the night, nor the arrow that flies by day, ⁶ nor the pestilence that stalks in darkness, nor the destruction that wastes at noonday. ⁷ A thousand may fall at your side, ten thousand at your right hand, but it will not come near you. ⁸ You will only look with your eyes and see the recompense of the wicked.

⁹ Because you have made the Lord your dwelling place - the Most High, who is my refuge - ¹⁰ no evil shall be allowed to befall you, no plague come near your tent.

¹¹ For He will command His angels concerning you to guard you in all your ways. ¹² On their hands they will bear you up, lest you strike your foot against a stone. ¹³ You will tread on the lion and the adder; the young lion and the serpent you will trample underfoot.

¹⁴ "Because he holds fast to Me in love, I will deliver him; I will protect him, because he knows My name. ¹⁵ When he calls to Me, I will answer him; I will be with him in trouble; I will rescue him and honour him. ¹⁶ With long life I will satisfy him and show him My salvation."

This is known as the Soldier's Psalm. It is a Psalm of Moses and it is written to the person who is traveling through the wilderness, whether it is in fact or just figuratively. It contains two famous verses (11 & 12) that Satan used to tempt Jesus when our Lord was in the wilderness. It is a Psalm written for Jesus, and for you and for me. It is the Word of God.

Read verses 1 & 2. What are they saying? Of course, the "Most High" is our shelter, our secret place, our refuge, our fortress, and our God. More correctly, it says "my" shelter, my secret place, my refuge, my fortress, and my God. That's the point. When I'm in the wilderness, I don't need you guys to have God as your shelter, your secret place, your refuge, and your fortress. I need to be the one who has these things true for me... my shelter, my secret place, my refuge, my fortress, and my God.

Read verse 3. Who might "the fowler" be? Perhaps Moses is speaking of Pharaoh. But more likely, the fowler, or trapper, represents Satan.

Read verse 4. It compares God to a shield and buckler. A shield is a large general defensive device, while a buckler is a small, easily moved shield that can defend against a specific blow. These protected the soldier from the enemy's attacks. But notice that they don't stop the attacks from coming.

Read verses 5 & 6. They speak of arrows and pestilence. In ancient times, pestilence would often disable entire armies, cities, towns, and nations. These verses speak of God protecting us from seen and unseen dangers.

Read verse 13. It speaks of the lion and the adder, both references to Satan elsewhere in Scripture. Walking was the primary form of travel in ancient times, and exposed travelers to a variety of dangers. They were always at risk of disturbing a poisonous snake or crossing paths with a ferocious lion. In fact, the passage guarantees that these things will happen. So what is God's response?

Read verses 14 to 16. This is God talking. He is talking directly to you. Here are these verses with one substitution: "Because *Christian* holds fast to Me in love, I will deliver him; I will protect *Christian*, because he knows My name. When *Christian* calls to Me, I will answer him; I will be with *Christian* in trouble; I will rescue *Christian* and honour him. With long life I will satisfy *Christian* and show him My salvation."

This is who our God really is. He wants to be fully involved with you in every aspect of your life.

Ask the Battalion what this passage tells them about God's nature. Ask them how they feel about God.

Have one the leaders share a story of when God proved Himself to be a refuge and shelter during a time of difficulty. Then ask the group if they would like to share examples from their own lives where God protected them from danger.

End with: When you experience a tough situation and need to find shelter, there's no time to figure out how to build it. If you are to survive in harsh conditions, you need to be ready in advance. This is done by being close to God through prayer and Bible reading every day of your life.

Close in prayer, followed by the Brigade Watchword.

**12 WILDERNESS SURVIVAL
ENDURANCE**

Battalion Missions

Battalion Action Beyond the Mission

BATTALION ACTION

Over the typical Battalion year, 12 to 16 meetings of **Battalion Action** will be planned using the material presented in the **Battalion Missions**. *For the balance of a year's meetings, create your Battalion Action using the suggestions below:*

1. VIDEO NIGHT

Church libraries and the internet are full of great videos on all sorts of subjects, whether they are skill-focused or Bible-based. Many deal with issues of Christians living in a fallen world. Choose ones that are short and can spark a great conversation about God and His creation.

2. SKIT AND STUNT MEETING

For a change of pace, this meeting is just plain fun. Have the Squads prepare skits and stunts to present to the rest of the Battalion. The adult leaders should also prepare a presentation of their own.

3. GAMES OR SPORTS MEETING

This meeting is most desirable when you may have been involved for several weeks in an **Battalion Mission** in which there has been a minimum amount of physical activity. Spend the entire **Battalion Action** period playing games the guys love such as basketball or floor hockey, or ones selected from *100 Games for Guys*. Introduce a new game that will challenge them in new ways.

4. PREP MEETING

Whenever the Battalion has a **Special Activity**, such as a campout, hike or field trip planned, time should be set aside in the Battalion meeting to work out the details. This may involve Squad menu planning; determining resource needs; gathering equipment; reviewing specific skills needed on the trip, etc.

5. HOBBY MEETING

Almost every young man has a hobby of some kind and enjoys sharing it with others. A **Battalion Action** session can be built around several young men and leaders bringing samples of their hobbies and telling about them.

6. VISITORS' MEETING

Plan to invite parents and others to visit your Battalion meeting. You may put on a special program presenting skits, demonstrating Achievements, showing highlights from last season and plans for the one ahead, or simply letting the visitors observe a typical meeting. This is a good time to recognize Achievement progress in an **Honours Formation**.

7. BOARD & VIDEO GAMES MEETING

Have the Battalion vote on their favourite board and video games and bring the most popular ones to the following meeting. This may not sound like a unique experience, but it's one of the best ways of keeping young men involved. **Battalion is always the same, never the same.**

8. ACHIEVEMENT DEMONSTRATION

A good approach to encouraging Achievement is to have a member demonstrate an Achievement project which he has recently completed. Choose someone who has shown especially good workmanship.

9. PARTY NIGHT

Observe holidays by having a party. Try to build on the theme of the holiday – First Meeting, Thanksgiving, Remembrance Day, Christmas, New Year's, Valentine's Day (get creative), Winter/Spring Break, Easter/Passover, Mother's Day, Father's Day, or Last Meeting – by planning something special for each part of the meeting.

10. INDIVIDUAL ACHIEVEMENT

This type of meeting is helpful either when boys are achieving very rapidly or very slowly. In the former situation, it is sometimes difficult for leaders and Noncoms to keep up with Achievement interviews. Use the **Battalion Action** time to concentrate on passing Achievement with the Brigadiers.

When boys are not achieving, take the time to help them complete some easier Achievements within one meeting. Be sure to plan and set Achievement goals with them.

Have a drop-in game going that players can enter and leave at will while the interviews are being completed.

11. ACHIEVEMENT COMPETITION

This meeting can be used only when Achievement progress is fairly evenly distributed throughout the Battalion. Draw up a list of questions and memory verses from the Battalion Trails Guide. Create two or more even teams and have them compete either on a "first-to-answer" basis or by taking turns.

12. CAREER NIGHT

The goal of this type of meeting is to introduce your young men to a variety of careers and professions. This is done by inviting a man, or several men, to tell the boys about their jobs. Encourage the men to bring tools or materials with which he works, and if at all possible, to demonstrate the skills he is required to have. Always provide for a question period at the end.

Squad Meetings & Handouts

A short description of the purpose of the Squad meeting. As well as an overview of the parts of a Squad meeting.

A helpful reminder is listed on each sheet to take attendance, make any important announcements, check in with each Squad member and ask about shares, if applicable.

Useful handouts are often provided for the Squad meetings in preparation for the Battalion Action.

The Squad Leader organizes a small group meeting with his Squad. The Squad Meeting often consists of: taking attendance, a devotional, illustrating a skill or engaging in an activity. You will find these under the Resource section of the mission. These can be reproduced and cut.

A brief devotional consisting of a passage of scripture and discussion based questions.

Squad Skills can serve as a precursor to the Battalion Action during the group part of the Battalion meeting.

WILDERNESS SURVIVAL **SQUAD MEETING 1**
PREPPED FOR TROUBLE Date: _____

REPORT → DEVOTIONAL → PRAYER → SQUAD SKILLS → ACHIEVEMENT

OBJECTIVE
 Discuss the essential items of a survival kit for both wilderness survival and the Christian life.

REPORT
 Attendance Announcements Check-in Shares

DEVOTIONAL
 Read Psalm 119:9-16
 Psalm 119 longest chapter in the Bible with 176 verses; each one reflecting on the Word of God. It is made up of 22 stanzas of 8 verses with each verse beginning with the same letter of the Hebrew alphabet.
 • What is the basic idea behind these verses?
 • What should each guy do in response to God's Word?

SQUAD SKILL
 Surviving in the wilderness isn't just about knowing what to do. You need to have the right gear and know how to use it.
 Pass Handout 1 "Survival Kit Essentials" and go over each item with the Squad, noting how that item is important to someone's survival.
 Discuss what other items not listed may be essentials to survival.

ORIENTEERING MAP & COMPASS

HANDOUT 5 - CLASSIC FOIL DINNER

INGREDIENTS:
 or 3 Pre-Cooked Sausage Links (actually the classic is a raw hamburger patty, but if there is any sort of time constraint, pre-cooked meat can be eaten under-cooked without concern)
 Onion Slices - 1 to 3 slices for taste
 One Medium Potato cut in 3/8" slices
 One whole carrot cut in strips or pennies
 Salt and pepper to taste
 1/2 cup of butter or margarine
 Optional - 1 tsp Worcestershire Sauce
 See are the classic ingredients, but you may want to experiment with sweet peppers, shiri, green beans, chicken, peas, etc. There are many options!

WILDERNESS SURVIVAL **SQUAD MEETING 3**
GOD OUR REFUGE Date: _____

REPORT → DEVOTIONAL → PRAYER → SQUAD SKILLS → ACHIEVEMENT

OBJECTIVE
 To recognize that there is deliverance wherever you are, whether it's in the bowels of a sinking ship, in a plane falling from the sky, or in a skyscraper collapsing beneath your feet... God is with you.

REPORT
 Attendance Announcements Check-in Shares

DEVOTIONAL
 Read Psalm 18:1-6
 David was a great king, and "a man after God's own heart." He was a sinner who made mistakes. And for a good part of his life, he was a hunted man with enemies who wanted to kill him.
 • In Psalm 18:2, David describes God in a variety of different ways. Have the squad tell why God is like each of those descriptors.
 • In Psalm 18:3-5, David describes his specific situation. What is it?
 • In Psalm 18:6, David tells of his actions. What did he do and how did God respond? Would this give you hope?
 • How can hope build up your endurance?

SQUAD SKILL
 Quickly look at Handout 3 "Shelters - Parts 1 & 2" and discuss which ones would be easiest to build.

WILDERNESS SURVIVAL
 ENDURANCE Noncom Worksheet

MINIMUM FOIL:
 A sheet of Heavy Duty Aluminum Foil. Be sure to use more than you need, as being here can cause your dinner to become part of the fire. Two layers at 12" length each is most likely sufficient.

LAYING OUT THE FOOD:

- Lay the aluminum foil flat in front of you, shiny side up.
- Place onion slices in the center of the foil.
- Place the sausage (or your selection of meat) on top of the onion.
- Place the potatoes and carrots on top of the meat.
- Add the butter, Worcestershire sauce and any other seasonings.

WRAPPING/FOLDING:
 Take care that the aluminum foil doesn't tear.

- Fold the long top and bottom edges so that they just touch each other over the center of the food.
- Now, roll or fold these edges down together until they just barely touch the food. Think of how you would roll an opened bag of potato chips to reseal it.
- Roll or fold each open end - taking care not to roll it so tight as to tear the foil.
- Make sure all folds are tightly sealed to prevent leakage when cooking.
- Repeat this procedure with the second layer of foil.
- The Foil Dinner is now ready to put in the fire to cook.

COOKING THE FOIL DINNER:

- Determine your method of keeping track of whose meal is whose.
- Carefully place the Foil Dinner on top of a blazing fire, or on the edges of a bed of hot coals.
- Cook for 20 to 30 minutes, flipping them over after 10 minutes of cooking.
- Using a good pair of heat resistant oven mitts... Okay, using a stick, carefully remove the dinner from the fire.
- Allow it to cool for a good 5 minutes before opening it.

UNWRAPPING THE MEAL:

- THE CONTENTS ARE BOILING HOT! OPEN WITH A GREAT DEAL OF CARE!
- Carefully unroll the ends first, allowing some steam to escape.
- Then unroll the top.
- The meal can be eaten right from the foil.

WILDERNESS SURVIVAL Christian Service Brigade™
 ENDURANCE Battalion Missions


Please note that only the Squad Meetings, Handouts and Notes at the back of the Mission are intended to be reproduced and given out, as needed. They are marked with the appropriate permission to copy.

If you need multiple copies of a Mission Leader's Guide, please purchase them from the CSB warehouse. Consider getting the digital version to reduce your costs.

Handouts, related resources, and notes for additional activities are found in the back of the Mission Leader's Guide. These are intended to be printed and copied by the purchaser for use in their own group.


BATTALION MINISTRY MATERIALS

Find all these great resources and more in the Brigade Warehouse, or online at...
store.christianservicebrigade.ca



BUILDING MEN

Building Men is the core training resource for leaders of all CSB programs. Each leader should use the Building Men manual either on his own or as a group to gain the knowledge he needs to effectively lead and disciple boys and young men for Christ.




OBSERVER

The trailhead of the personal Achievement path starts with Observer. This updated version of the tried and true introduction to Battalion is the first step in a boy's journey to Christian manhood.




ADVENTURE TRAILS

As a next step, this new trail guide builds on the classic editions of Brigade Trails and Adventure Trails. Setting his goals, the young man develops mentally, physically, spiritually and socially.




FRONTIER TRAILS

This new guide uses the small group to encourage a young man through the three Star ranks. Focused on personal development and growth in Christ, this guide leads to a ministry/service project.



LEADERSHIP TRAILS

This guide focuses on developing the leadership skills in the older teen. This indispensable tool continues the discipleship path through graduation.



HERALD OF CHRIST

The culmination of Battalion Achievement, this is the highest Achievement in CSB. Requirements includes Bible exploration, Bible doctrine, a ministry project, community service, Scripture memory, and a personal growth essay.



BRIGADE LEADER E-MAGAZINE

A useful website for leaders, and filled with helpful articles written by experienced Brigade people on every aspect of the making CSB effective.

brigadeleader.csbministries.org